

New Mexico Standards Based Assessment 2009-2010

**School Content Area Summary
for
Dulce High 054 045**

**English Language Test
Reading**

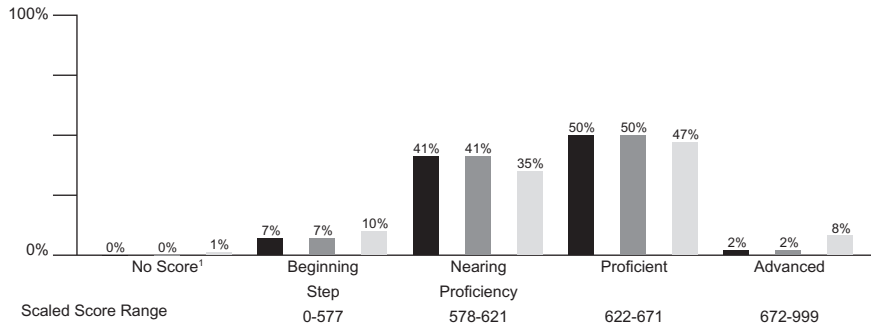
Grade: 11
District: Dulce District 054
Test Date: 04/2010

Overall Performance

Students Tested 44
The total number of students may not equal total enrollment.

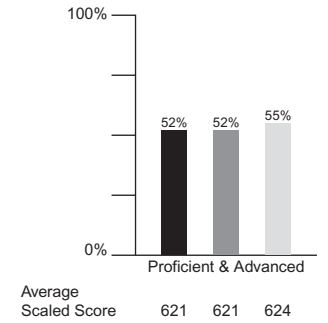
Valid Scores 44

Percent of students tested who scored within each Performance Level



Percentages may not add to 100% due to rounding

Percent of students tested who scored Proficient & Advanced



Average Scaled Score: 621 (School), 621 (District), 624 (State)

Standards Benchmarks	Number of Items	Points Earned			
		Total Possible ²	School Average ³	District Average ³	State Average ³
Read for Comprehension	35	50	27.8	27.8	28.8
A Reading for Information	13	17	10.8	10.8	11.2
C Critical Thinking	22	33	17.0	17.0	17.5
Use Literature and Media	17	27	13.4	13.4	13.4
B Purposes of Literature	17	27	13.4	13.4	13.4

¹Possible Reasons for No Score in a Content Area: Non-Allowed Modification; Language Exempt; Medical Emergency; Parental Refusal; Other Non-Completion; Test Irregularities or Student Did Not Attempt Test.
²Each multiple-choice question is worth one point, and each open-ended item is worth up to four points.
³Benchmark averages may not equal the Standard average due to rounding.
 The — symbol indicates fewer than 10 tested students.

New Mexico Standards Based Assessment 2009-2010

**School Content Area Summary
for
Dulce High 054 045**

**English Language Test
Writing**

Grade: 11
District: Dulce District 054
Test Date: 04/2010

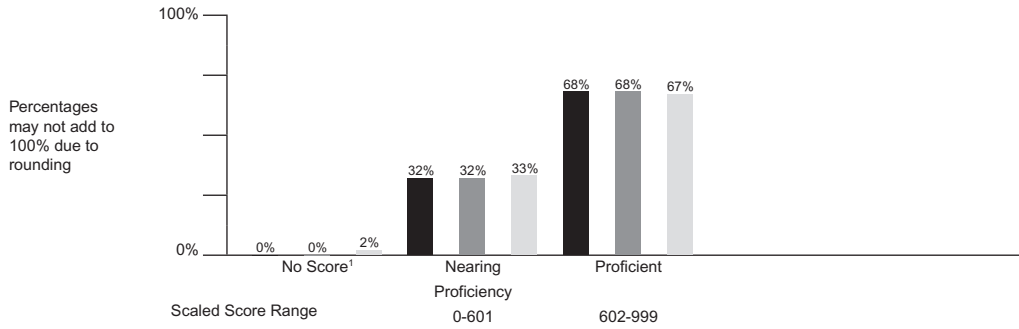
Overall Performance

Students Tested 44
The total number of students may not equal total enrollment.

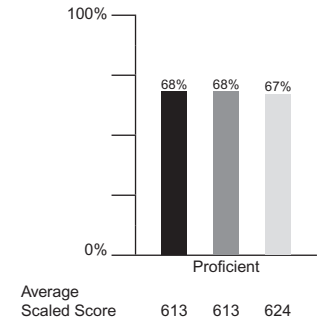
Valid Scores 44

■ School
■ District
■ State

Percent of students tested who scored within each Performance Level



Percent of students tested who scored Proficient



Standards Benchmarks	Number of Items	Points Earned			
		Total Possible ²	School Average ³	District Average ³	State Average ³
Writing Conventions	10	16	8.3	8.3	9.1
Multiple Choice: Capitalization, Punctuation, Usage, Sentence and Paragraph Structure	8	8	4.8	4.8	5.3
Editing Task	1	6	2.0	2.0	2.2
Language Usage	1	2	1.5	1.5	1.5
Writing Process	3	17	5.3	5.3	5.4
Content/Organization	1	8	2.2	2.2	2.2
Style/Fluency	1	8	2.1	2.1	2.2
Planning	1	1	1.0	1.0	1.0

¹Possible Reasons for No Score in a Content Area: Non-Allowed Modification; Language Exempt; Medical Emergency; Parental Refusal; Other Non-Completion; Test Irregularities or Student Did Not Attempt Test.

²Each multiple-choice question is worth one point, and each open-ended item is worth up to four points.

³Benchmark averages may not equal the Standard average due to rounding.

The — symbol indicates fewer than 10 tested students.

New Mexico Standards Based Assessment 2009-2010

**School Content Area Summary
for
Dulce High 054 045**

**English Language Test
Mathematics**

Grade: 11
District: Dulce District 054
Test Date: 04/2010

Overall Performance

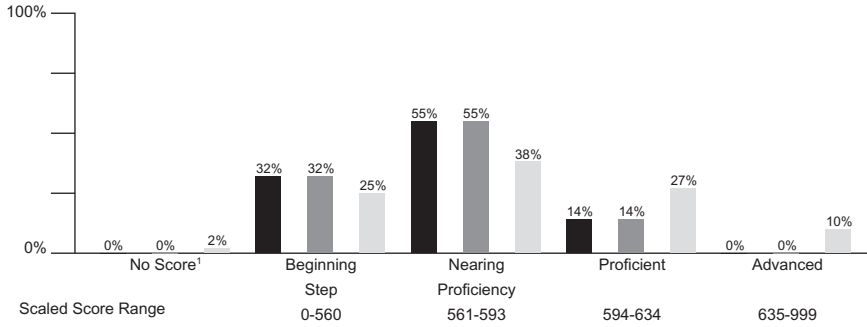
Students Tested 44

The total number of students may not equal total enrollment.

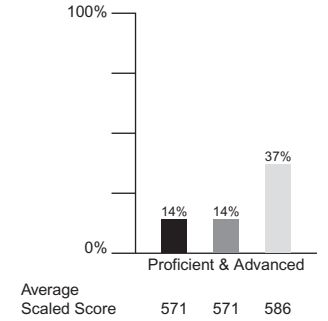
Valid Scores 44

■ School
■ District
■ State

Percent of students tested who scored within each Performance Level



Percent of students tested who scored Proficient & Advanced



Standards Benchmarks	Number of Items	Points Earned			
		Total Possible ²	School Average ³	District Average ³	State Average ³
Algebra	23	31	8.3	8.3	11.8
A/B Algebraic Symbols, Algebra & Graphs	11	13	3.3	3.3	4.9
C Algebraic Relationships	5	9	2.1	2.1	3.1
D Analyzing Changes	7	9	2.8	2.8	3.7
Data Analysis & Probability	14	21	6.4	6.4	7.8
A/B/C Data Collection/Representation, Stat Methods, Data Analysis	10	16	5.1	5.1	6.2
D Probability	4	5	1.3	1.3	1.7
Geometry	23	34	8.5	8.5	11.8
A Analyzing Shapes	5	9	1.4	1.4	2.7
B/C Coordinate Geometry, Transformations and Symmetry	11	14	3.6	3.6	4.8
D Spatial Sense and Modeling	7	11	3.5	3.5	4.3

¹Possible Reasons for No Score in a Content Area: Non-Allowed Modification; Language Exempt; Medical Emergency; Parental Refusal; Other Non-Completion; Test Irregularities or Student Did Not Attempt Test.
²Each multiple-choice question is worth one point, and each open-ended item is worth up to four points.
³Benchmark averages may not equal the Standard average due to rounding.
 The — symbol indicates fewer than 10 tested students.

New Mexico Standards Based Assessment 2009-2010

**School Content Area Summary
for
Dulce High 054 045**

**English Language Test
Science**

Grade: 11
District: Dulce District 054
Test Date: 04/2010

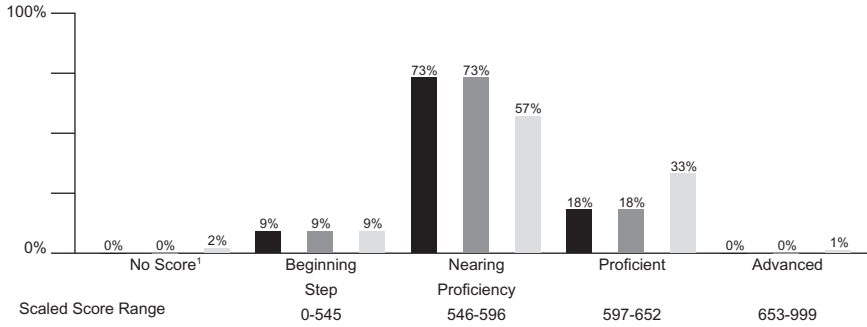
Overall Performance

Students Tested 44
The total number of students may not equal total enrollment.

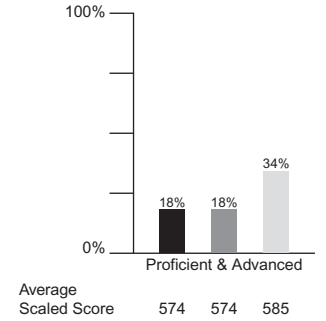
Valid Scores 44

■ School
■ District
■ State

Percent of students tested who scored within each Performance Level



Percent of students tested who scored Proficient & Advanced



Standards Benchmarks	Number of Items	Points Earned			
		Total Possible ²	School Average ³	District Average ³	State Average ³
Scientific investigations, using scientific inquiry	9	13	5.3	5.3	6.6
A/B Scientific Method, Scientific Thinking	9	13	5.3	5.3	6.6
Scientific investigations, using scientific inquiry, Science & Society	8	11	5.0	5.0	5.3
C/A Mathematical Skills, Science & Society	8	11	5.0	5.0	5.3
Physical Science	12	17	4.8	4.8	5.9
A/B/C Matter, Energy, Force and Motion	12	17	4.8	4.8	5.9
Life Science	12	17	6.5	6.5	8.0
A/B/C Form & Function, Comparing Organism Traits, The Human Body	12	17	6.5	6.5	8.0
Earth and Space Science	7	11	3.7	3.7	3.7
A/B Solar System, Earth and Atmosphere	7	11	3.7	3.7	3.7

¹Possible Reasons for No Score in a Content Area: Non-Allowed Modification; Language Exempt; Medical Emergency; Parental Refusal; Other Non-Completion; Test Irregularities or Student Did Not Attempt Test.
²Each multiple-choice question is worth one point, and each open-ended item is worth up to four points.
³Benchmark averages may not equal the Standard average due to rounding.
 The — symbol indicates fewer than 10 tested students.

New Mexico Standards Based Assessment 2009-2010

**School Content Area Summary
for
Dulce High 054 045**

**English Language Test
Social Studies**

Grade: 11
District: Dulce District 054
Test Date: 04/2010

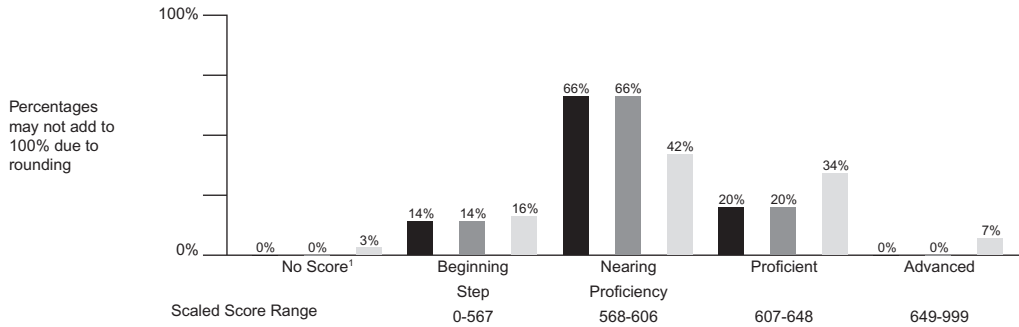
Overall Performance

Students Tested 44
The total number of students may not equal total enrollment.

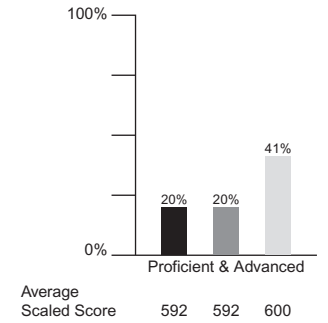
Valid Scores 44

■ School
■ District
■ State

Percent of students tested who scored within each Performance Level



Percent of students tested who scored Proficient & Advanced



Standards Benchmarks	Number of Items	Points Earned			
		Total Possible ²	School Average ³	District Average ³	State Average ³
History	29	42	16.7	16.7	18.5
A New Mexico Impact on US and World History	8	12	4.9	4.9	5.7
B US History Since 1865	10	15	6.3	6.3	6.4
C World History Since the Era of the Enlightenment	11	15	5.5	5.5	6.3
Geography	8	9	5.0	5.0	5.4
B/E Natural/Man-made Regions, E Social Patterns	8	9	5.0	5.0	5.4
Civics and Government	11	16	7.6	7.6	8.1
A/C/D Government Levels, Political Systems, Rights & Responsibilities	11	16	7.6	7.6	8.1
Economics	11	16	5.1	5.1	6.6
A/B/C Incentives and Scarcity, Economic Systems, World Trade	11	16	5.1	5.1	6.6

¹Possible Reasons for No Score in a Content Area: Non-Allowed Modification; Language Exempt; Medical Emergency; Parental Refusal; Other Non-Completion; Test Irregularities or Student Did Not Attempt Test.
²Each multiple-choice question is worth one point, and each open-ended item is worth up to four points.
³Benchmark averages may not equal the Standard average due to rounding.
 The — symbol indicates fewer than 10 tested students.