

Reports

Performance Indicators: Grantee/State/National Comparison

Grantee Profile

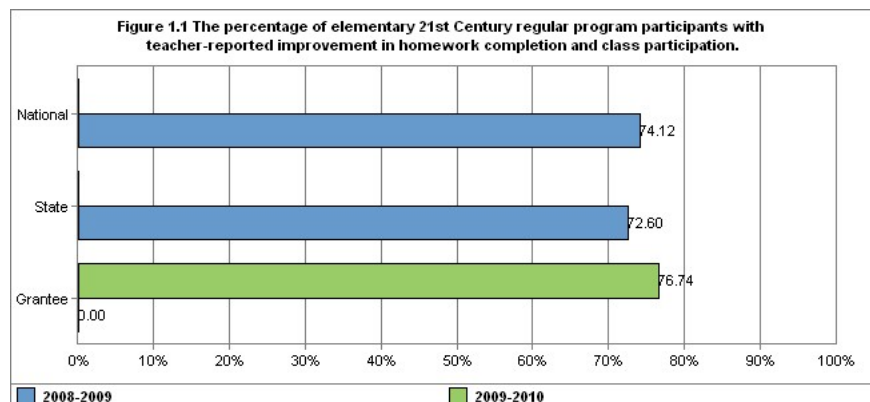
State: New Mexico
 Grantee: Dulce Independent Schools
 Number of Sites: 3

GPRA Summary

In accordance with the Government Performance and Results Act (GPRA) of 1993, the US Department of Education has identified a series of indicators for the 21st CCLC program. This report summarizes the status of these GPRA indicators and provides state and national comparisons.

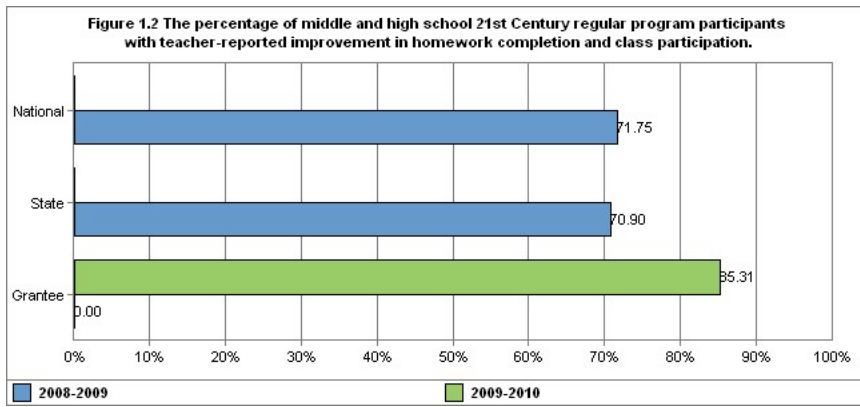
Grantee: Dulce Independent Schools	
Objective 1: Participants in 21st Century Community Learning Center programs will demonstrate educational and social benefits and exhibit positive behavioral changes.	
Performance Measures	2009–2010
	Grantee
1.1 The percentage of elementary 21st Century regular program participants with teacher-reported improvement in homework completion and class participation.	76.74%
1.2 The percentage of middle and high school 21st Century regular program participants with teacher-reported improvement in homework completion and class participation.	85.31%
1.3 The percentage of all 21st Century regular program participants with teacher-reported improvement in homework completion and class participation.	80.68%
1.4 The percentage of elementary 21st Century regular program participants with teacher-reported improvements in student behavior.	72.19%
1.5 The percentage of middle and high school 21st Century regular program participants with teacher-reported improvements in student behavior.	79.04%
1.6 The percentage of all 21st Century regular program participants with teacher-reported improvements in student behavior.	75.32%
Objective 2: 21st CCLC will offer high-quality enrichment opportunities that positively affect student outcomes such as school attendance and academic performance, and result in decreased disciplinary actions or other adverse behaviors.	
Performance Measures	2009–2010
	Grantee
2.1 The percentage of 21st Century Centers reporting emphasis in at least one core academic area.	100%
2.2 The percentage of 21st Century Centers offering enrichment and support activities in other areas.	100%

State data not yet available for the 2009–2010 APR reporting period.
 National data not yet available for the 2009–2010 APR reporting period.



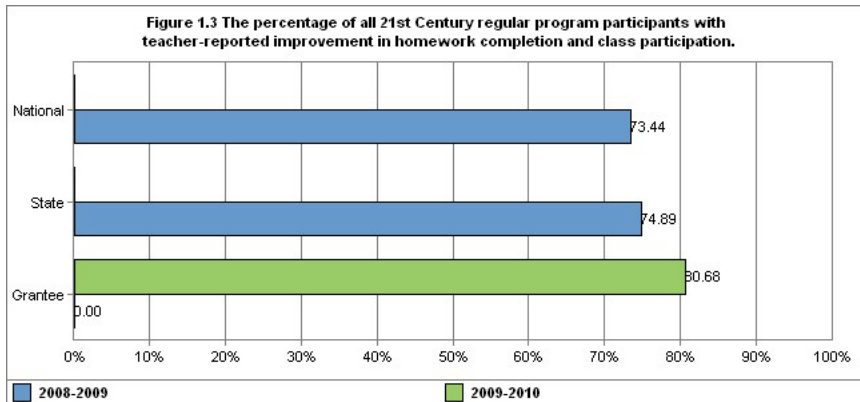
Of this Grantee's 3 center(s), 1 center(s) reported data for the 2009–2010 APR year.

Of this Grantee's 3 center(s), 1 center(s) reported data for the 2008–2009 APR year.



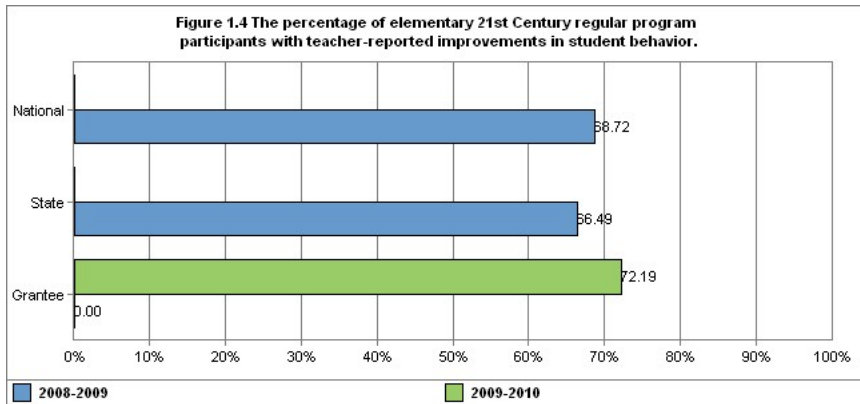
Of this Grantee's 3 center(s), 2 center(s) reported data for the 2009–2010 APR year.

Of this Grantee's 3 center(s), 1 center(s) reported data for the 2008–2009 APR year.



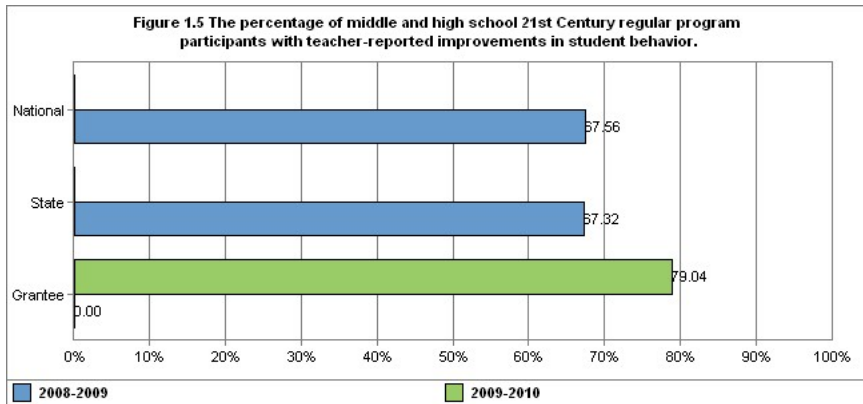
Of this Grantee's 3 center(s), 3 center(s) reported data for the 2009–2010 APR year.

Of this Grantee's 3 center(s), 2 center(s) reported data for the 2008–2009 APR year.

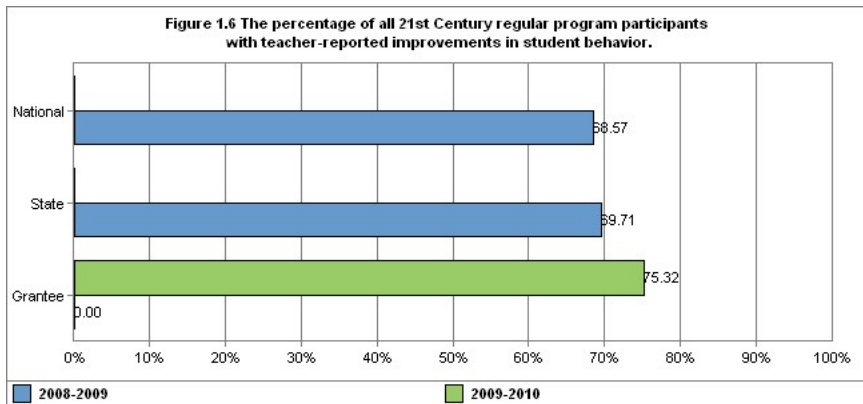


Of this Grantee's 3 center(s), 1 center(s) reported data for the 2009–2010 APR year.

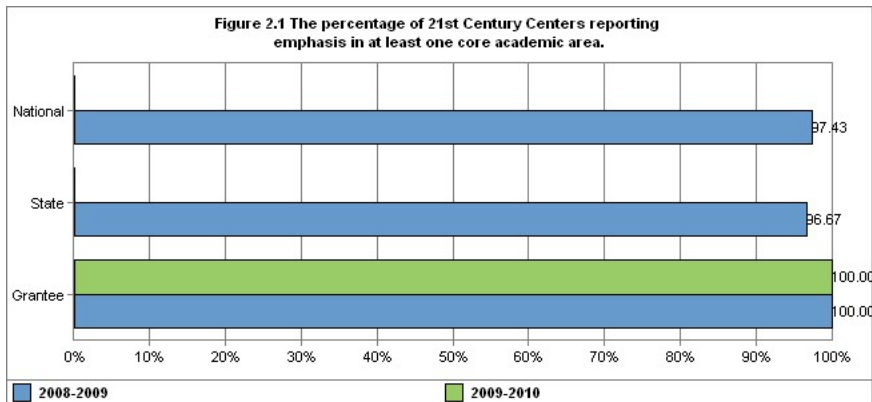
Of this Grantee's 3 center(s), 1 center(s) reported data for the 2008–2009 APR year.



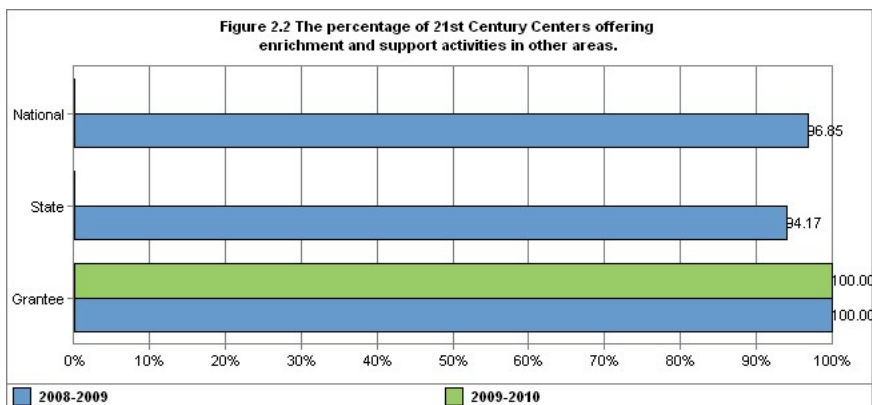
Of this Grantee's 3 center(s), 2 center(s) reported data for the 2009-2010 APR year.
 Of this Grantee's 3 center(s), 1 center(s) reported data for the 2008-2009 APR year.



Of this Grantee's 3 center(s), 3 center(s) reported data for the 2009-2010 APR year.
 Of this Grantee's 3 center(s), 2 center(s) reported data for the 2008-2009 APR year.



Of this Grantee's 3 center(s), 3 center(s) reported data for the 2009-2010 APR year.
 Of this Grantee's 3 center(s), 3 center(s) reported data for the 2008-2009 APR year.



Of this Grantee's 3 center(s), 3 center(s) reported data for the 2009–2010 APR year.
Of this Grantee's 3 center(s), 3 center(s) reported data for the 2008–2009 APR year.